


PW6101 Series

Single Door POE Intelligent Controller and Reader Module



The PW6101 series controller and reader module is a high performance, Ethernet ready, cost effective system capable of controlling a single opening. The controller and reader module are configurable for either Wiegand or OSDP.

Controller

PW6K1ICE is a full featured PoE single door access controller with many of the features of higher end controllers. The PW6K1ICE controller supports up to 32 time zones per panel with triggers, and offers support for two-man rules and hard/soft/timed anti-passback. The PW6K1ICE controller supports one door with either a single reader or in/out reader configurations. It can be powered via PoE or a separate DC supply. Sized to fit in a triple-gang electrical box, it's easy to position the controller above, near or at the door. It extends to connect to a maximum of 16 PW6K1R1E PoE reader modules on the same Ethernet subnet. Minimal training required for persons familiar with PW6000 and Pro-Watch.

Reader Module

The PW6K1R1E single door PoE reader module supports one door with either a single reader or in/out reader configurations. It can be powered via PoE or a separate DC supply. Sized to fit in a triple-gang electrical box, it's easy to position the reader module above, near or at the door. Honeywell has included support for industry-standard OSDP RS485 reader communications protocol. As an alternative to Wiegand wired readers, this protocol offers two-way communications that maintains constant contact with the reader and can easily detect tamper scenarios. Additionally, OSDP can provide capabilities including configuration of ASCII text on LCD displays and synchronization of reader clocks, depending on reader capabilities.

FEATURES

PW6K1ICE Controller

- Powered by the network via PoE or standalone power supply
- Supports one doors worth of I/O with IN and OUT readers
- PoE can power all door I/O devices such as readers, door position switch, request to exit and door strike
- Sized to be mounted at the door in a triple-gang electrical box
- Supports up to 16 PW6K1R1E PoE reader modules on the same network subnet
- Supports up to 32 time zones per panel
- Triggers and procedures support
- Hard/soft/timed anti-passback

PW6K1R1E Reader Module

- Powered by the network via PoE or standalone power supply
- Supports one door of I/O with IN and OUT readers
- PoE can power all door I/O readers, door position, request-to-exit and door strike
- Sized to be mounted at the door in a triple-gang electrical box
- The PW6K1R1E can be linked to either a PW6K1ICE or PW6K1IC controller
- Up to 16 PW6K1R1E single door PoE reader modules can be connected to a controller on the same network subnet

PW6101 Series

Single Door POE Intelligent Controller and Reader Module

BENEFITS

PW6K1ICE Controller

- Scalable access control solution for small remote sites. More cost effective than PW6000 for systems with fewer than six doors.
- Ideal addition for organizations that need a consistent price to charge access control doors back to respective business units.
- An ideal IP PoE solution for new construction and other facilities that are infrastructure-ready. *Organizations that are IP PoE ready have a desire to standardize on IP PoE for telecommunications, IT equipment and security products with the goal of streamlining wiring on Ethernet and leveraging PoE and PoE universal power supplies in case of power loss/failure.*

PW6K1R1E Reader Module

Use of the PW6000 single-door PoE reader module in conjunction with PW6K1ICE and PW6000 controllers facilitates the aggregation of doors into fewer channels to the Pro-Watch server. Each Pro-Watch communications server can accommodate up to 200 channels (e.g., controllers, etc).

PW6101 Series

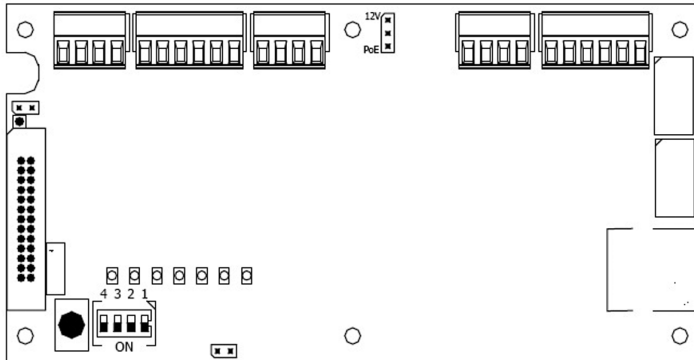
Single Door POE Intelligent Controller and Reader Module

SPECIFICATIONS

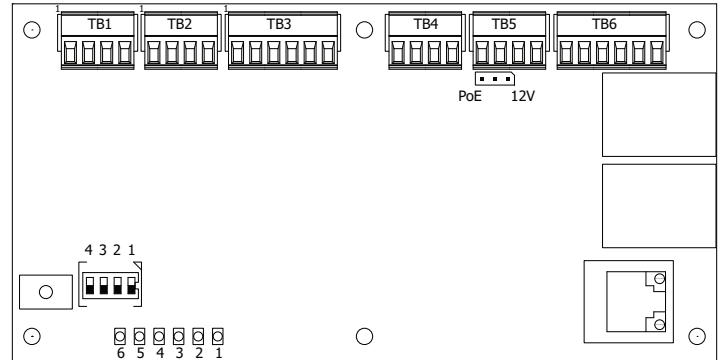
Power Input	PoE power input 12.95 W, compliant to IEEE 802.3af or 12 VDC \pm 10% 900 mA maximum power supply. Note: For UL installations, PoE-powered devices shall not be used. Power for these devices must be provided by a UL294 listed power limited source (12 VDC).
Power Output	12 VDC @ 650mA including reader and AUX output
Reader Power Interface	PoE: 12 VDC \pm 10% or local power supply (12 VDC) (PTC limited 150 mA max)
Inputs	2 general purpose programmable circuit type inputs with dedicated tamper
Outputs	2 relay Form C, 2A @ 30 VDC reader
Ports	Two TTL reader ports or one 2-wire RS485 reader port capable of supporting two readers
Keypad	Multiplexed with card data
LED	TTL compatible
Buzzer	Only with 'one-wire' LED
Dimensions	Without bracket: 5.5" W x 2.75" L x 0.96" H (140 mm x 70 mm x 24 mm) With bracket: 5.5" W x 3.63" L x 1.33" H (140 mm x 92 mm x 34 mm)
Temperature	Operating: 32° to 171°F (0° to 77°C) Storage: -67° to 185°F (-55° to 85°C)
Humidity	10-95% RHNC
Technical Features	Connectivity Primary Port: 10/100 Ethernet
Door Control	One physical barrier can be controlled using single or paired readers. Two reader ports: magnetic, Wiegand or RS485 (RS485 on one reader port capable of supporting two readers). Two supervised inputs, two relays. Diagnostic LEDs. Dedicated tamper input.
Access Control	240,000 cardholders, 50,000 transaction buffer. 32 access levels per cardholder. 19 digit (64-bit) user ID and 15 digit PIN numbers maximum.
Activation/Deactivation Dates	If/then macro capability
Card Formats	8 active card formats per EP1501. PIV-II, CAC, TWIC card compatible. Anti-passback support nested area, hard, soft, or timed forgiveness.
Alarm Management	Normally open/Normally closed, unsupervised, supervised. Standard or custom end-of-line resistances.
Standards	UL294 Recognized, CE Compliant, ROHS, FCC Part 15 Class A, NIST Certified Encryption

PW6101 Series

Single Door POE Intelligent Controller and Reader Module



Intelligent Controller



Reader Module

ORDERING

Control Panels

PW6K1ICE	Intelligent controller
PW6K1R1E	One door reader module

Automation and Control Solutions

Honeywell Integrated Security
2700 Blankenbaker Pkwy, Suite 150
Louisville, KY 40299
1.800.323.4576
www.honeywell.com

L/PW6101D/D
October 2011
© 2011 Honeywell International Inc.

Honeywell